

A	Promoter & Promoter Group	3	9047582	0	0	9047582	47.71	9047582	0	9047582	47.71	0	47.71	0	0	0	0	9047582
B	Public	22090	9916118	0	0	9916118	52.29	9916118	0	9916118	52.29	0	52.29	0	0			1642999
C	Non Promoter-Non Public	0	0	0	0	0	0	0	0	0	0	0	0	0	0			0
C1	Shares underlying DRs	0	0	0	0	0		0	0	0	0	0	0	0	0			0
C2	Shares held by Employee Trusts	0	0	0	0	0	0	0	0	0	0	0	0	0	0			0
	Total	22093	18963700	0	0	18963700	100	18963700	0	18963700	100	0	100	0	0	0	0	10690581



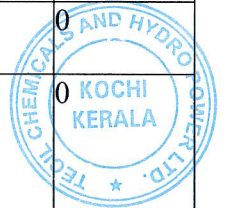


Table II- Statement showing shareholding pattern of the Promoter and Promoter Group


Category & Name of the Shareholders (I)	PAN (II)	No. of shares older (III)	No. of fully paid up equity shares held (IV)	Partly paid-up equity shares held (V)	Nos. of shares underlying Depository Receipts (VI)	Total nos. shares held (VII= IV+V+VI)	Shareholding % calculate as per SCRR, 1957 (VIII)	Number of Voting Rights held in each class of securities (IX)			No. of Shares Outstanding convertible securities (including Warrants) (X)	Shareholding, as assuming full conversion of convertible securities (XI)= (VII)+(X) as a % of A+B+C2	Number of Locked in shares (XII)		Number of Shares pledged or otherwise encumbered (XIII)		Number of equity shares held in dematerialized form (XIV)	
								Class X	Class Y	Total			No. (a)	As a % of total Shares held (b)	No. (a)	As a % of total shares held (b)		
1	Indian	0	0	0	0	0	0	0	0	0	0	0	0	0	0	0	0	0
a	Individuals/Hindu undivided Family	0	0	0	0	0	0	0	0	0	0	0	0	0	0	0	0	0
b	Central Government/ State Government(s)	0	0	0	0	0	0	0	0	0	0	0	0	0	0	0	0	0
c	Financial Institutions/ Banks	0	0	0	0	0	0	0	0	0	0	0	0	0	0	0	0	0
d	Any Other (specify)	0	0	0	0	0	0	0	0	0	0	0	0	0	0	0	0	0
	Sub-Total (A)(1)	0	0	0	0	0	0	0	0	0	0	0	0	0	0	0	0	0
2	Foreign	0	0	0	0	0	0	0	0	0	0	0	0	0	0	0	0	0
a	Individuals (Non-Resident Individuals/ Foreign	3	9047582	0	0	9047582	47.71	9047582	0	9047582	47.71	0	47.71	0	0	0	0	9047582



									Class X	Class Y	Total	Rights		Capital (XI)		Share held(b)	pl ca ble) (a)	reshe ld(Not applic able) (b)	
1	Institutions		0	0	0	0	0	0	0	0	0	0	0	0	0	0			0
a	Mutual Funds/		4	11930	0	0	11930	0.06	11930	0	11930	0.06	0	0.06	0	0			0
b	Venture Capital Funds		0	0	0	0	0	0	0	0	0	0	0	0	0	0			0
c	Alternate Investment Funds		0	0	0	0	0	0	0	0	0	0	0	0	0	0			0
d	Foreign Venture Capital Investors		0	0	0	0	0	0	0	0	0	0	0	0	0	0			0
e	Foreign Portfolio Investors		0	0	0	0	0	0	0	0	0	0	0	0	0	0			0
f	Financial Institutions/ Banks		9	10980	0	0	10980	5.79	10980	0	10980	5.79	0	5.79	0	0			954440
g	Insurance Companies		1	65320	0	0	65320	0.34	65320	0	65320	0.34	0	0.34	0	0			0
h	Provident Funds/ Pension Funds		0	0	0	0	0	0	0	0	0	0	0	0	0	0			0
i	Any Other (specify)		0	0	0	0	0	0	0	0	0	0	0	0	0	0			0
	Sub-Total (B)(1)		14	117530	0	0	117530	6.19	117530	0	117530	6.19	0	6.19	0	0			954440
2	Central Government/ State Government(s)		2	436270	0	0	436270	2.3	436270	0	436270	2.3	0	2.3	0	0			0



)/ President of India																	
	KERALA STATE INDUSTRIAL DEVELOPMENT	ATQ KE89 85Q	1	296270	0	0	296270	1.56	296270	296270	1.56	0	1.56	0	0			0
	Sub-Total (B)(2)		2	436270	0	0	436270	2.3	436270	436270	2.3	0	2.3	0	0			0
3	Non-institutions		0	0	0	0	0	0	0	0	0	0	0	0	0			0
a	Individuals -		22025	7913763	0	0	7913763	41.73	7913763	7913763	41.73	0	41.73	0	0			526329
i	Individual shareholders holding nominal share capital up to Rs. 2 lakhs.		22016	7042743	0	0	7042743	37.14	7042743	7042743	37.14	0	37.14	0	0			134119
ii	Individual shareholders holding nominal share capital in excess of Rs. 2 lakhs.		9	871020	0	0	871020	4.59	871020	871020	4.59	0	4.59	0	0			392210
	KANTA ASHOK CHOUDHARY	ACY PC17 47Q	1	189810	0	0	189810	1	189810	189810	1	0	1	0	0			189810
	SHAJI . K . MATHEW .	ALBP M839 3C	1	202400	0	0	202400	1.07	202400	202400	1.07	0	1.07	0	0			202400
b	NBFCs registered		0	0	0	0	0	0	0	0	0	0	0	0	0			0



	with RBI																		
c	Employee Trusts	0	0	0	0	0	0	0	0	0	0	0	0	0	0	0			0
d	Overseas Depositories (holding DRs) (balancing figure)	0	0	0	0	0	0	0	0	0	0	0	0	0	0	0			0
e	Any Other (specify)	49	390755	0	0	390755	2.06	3907505	390755	2.06	0	2.06	0	0					162230
	Sub-Total (B)(3)	22074	8304518	0	0	8304518	43.79	83045018	8304518	43.79	0	43.79	0	0					688559
	Total Public Shareholding (B)= (B)(1)+(B)(2)+(B)(3)	22090	9916118	0	0	9916118	52.28	99161018	9916118	52.28	0	52.28	0	0					1642999



Table II- Unclaim Details

Details of Shares which remain unclaimed may be given here along with details such as number of shareholders, outstanding shares held in demat/unclaimed suspense account, voting rights which are frozen etc.	
No. of shareholders	No of share held

Table III- Unclaim Details

Details of Shares which remain unclaimed may be given here along with details such as number of shareholders, outstanding shares held in demat/unclaimed suspense account, voting rights which are frozen etc.	
No. of shareholders	No of share held

Table III- Person in Concert

Details of the shareholders acting as persons in Concert including their Shareholding			
Name of shareholder	Name of PAC	No. of share	Holding %

